

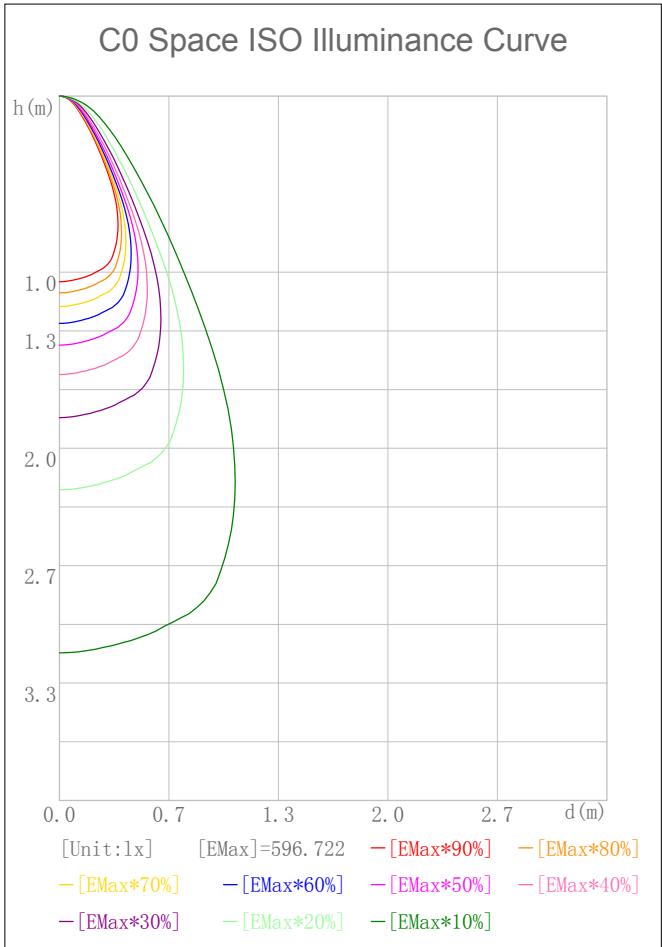
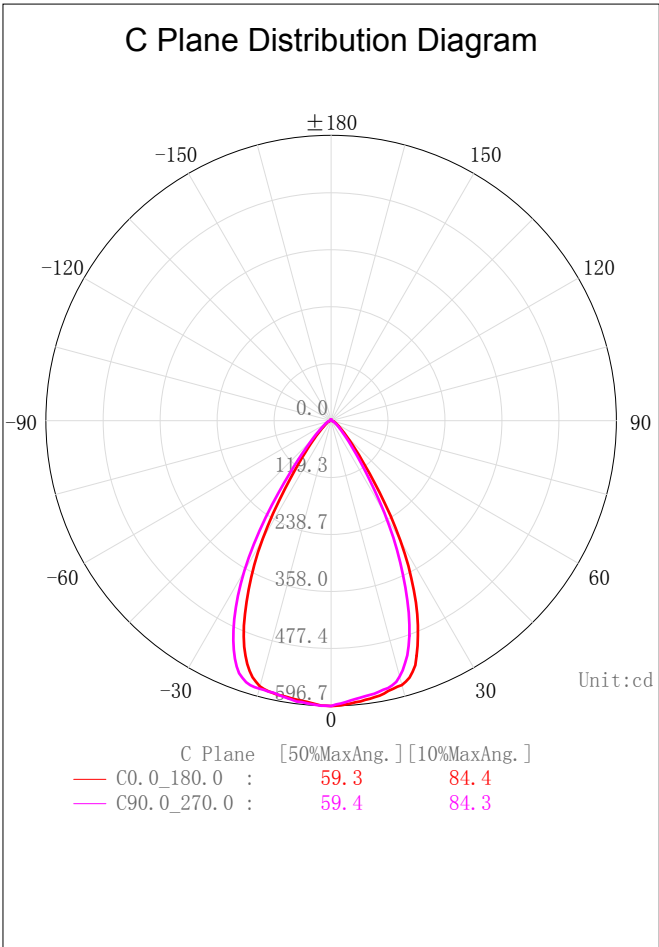
Indoor Luminaire Photometric Data

Description Information

Luminary Name:SD09-09-DW-01 RA95 2000K-3000K 60D		Lum. Catalog:	Test ID: 01
Lamp Name:		Lamp Catalog: LED	Test Date: 2021/11/08
Manufacture: Shenzhen Norming Lighting Co., Ltd		Shld.Ang(°):	Test Machine:GON-2000
Test Lab: Quality Department		Frequency (Hz):	Lamp CCT(K): Ra:
Lum. Size (W*L*H):0.076m*-0.076m*0.000m		Lum. Area (m2):0.005	Lum. W(kg): 0.000
Test System: C, γ	Test Step: C=90.0 γ=1.0	Temp. (°C): 25	Humidity(%): 50.0

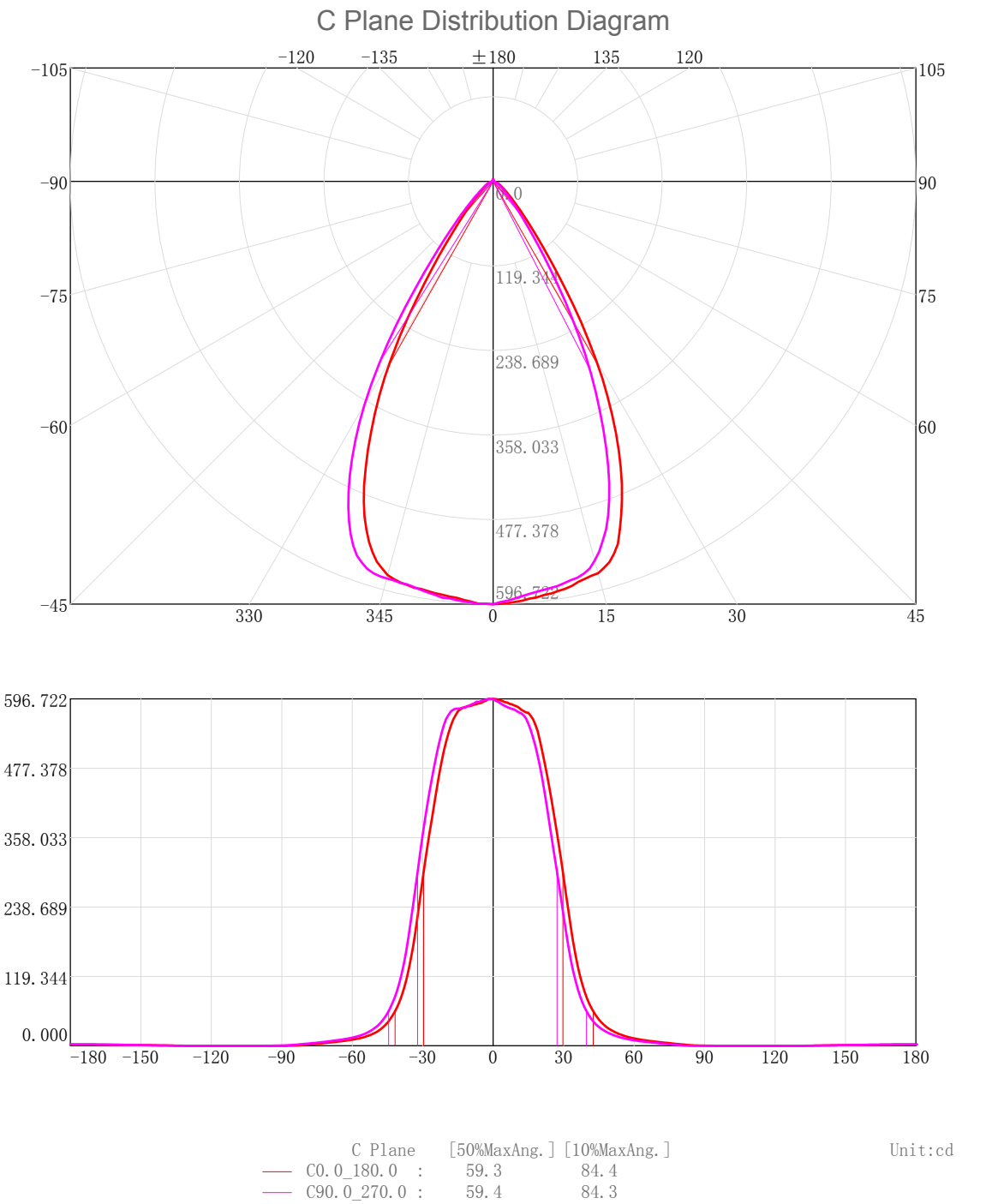
Character Parameter

Lamp Speciality Parameter		Luminaire Speciality Parameter	
Rated Flux(lm): 574.460	Luminary Flux(lm): 574.461	Field Angle(10%Imax): 84.4(°)	
Rated Power(W):	Luminary Efficiency: 100.00%	Down Lumens&Percent: 572.023lm 99.58%	
Rated Voltage(V):	Luminary EER(lm/W): 67.417	Up Lumens&Percent: 2.438lm 0.42%	
Tested Power(W): 8.521	Max. Candela(cd): 596.722	S/MH: C0_a180=0.955 C90_270=0.960	
Lamps' Inside: 1	Max Cand@Ang. (°): C=0.0 γ=0.0	CIE Type: Semi-Direct	
Tested Electrics (V, A, pf):240.9, 0.039, 0.891	Beam Angle(50%Imax): 59.3(°)	ErP ϕ use(90°): 516.567lm	
Lamp Size (W*L*H):0.076m*-0.076m*0.000m	Left=-29.6°, Right=29.7°	IRF(%): 226.868	



2D Plane Light Intensity Distribution Curve

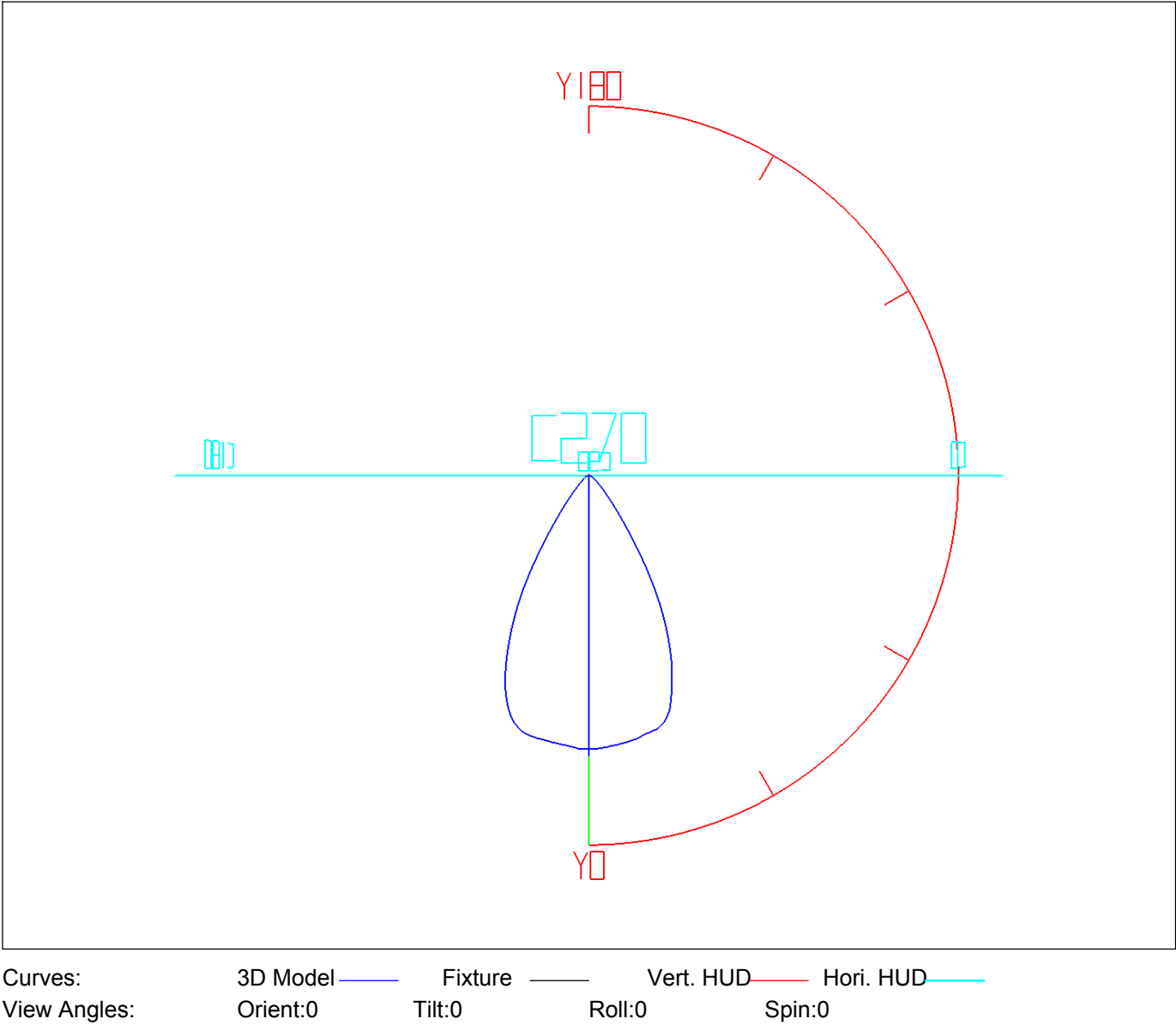
Lum. Name: SD09-09-DW-01 RA95 2000K-3000K 60D	Lum. Catelog:	Test ID: 01
Lamp Name:	Lamp Catelog: LED	Test Lab: Quality Deparment
Manufacture: Shenzhen Norming Lighting Co., Ltd	Test Machine:GON-2000	Test Date: 2021/11/08



3D Light Intensity Distribution Modal

Lum. Name: SD09-09-DW-01 RA95 2000K-3000K 60D	Lum. Catelog:	Test ID: 01
Lamp Name:	Lamp Catelog: LED	Test Lab: Quality Deparment
Manufacture: Shenzhen Norming Lighting Co., Ltd	Test Machine:GON-2000	Test Date: 2021/11/08

3D Light Intensity Distribution Modal



Zonal Flux Tabulation

Zone(γ)	Zone Flux (lm)	Sums Flux (lm)	Zone%Lamp	Sums%Lamp	Zone(γ)	Zone Flux (lm)	Sums Flux (lm)	Zone%Lamp	Sums%Lamp
0.0-1.0	0.57	0.57	0.10	0.10	47.0-48.0	2.67	537.82	0.47	93.62
1.0-2.0	1.71	2.28	0.30	0.40	48.0-49.0	2.45	540.27	0.43	94.05
2.0-3.0	2.84	5.12	0.49	0.89	49.0-50.0	2.26	542.53	0.39	94.44
3.0-4.0	3.97	9.09	0.69	1.58	50.0-51.0	2.08	544.61	0.36	94.80
4.0-5.0	5.08	14.17	0.88	2.47	51.0-52.0	1.93	546.54	0.34	95.14
5.0-6.0	6.19	20.36	1.08	3.54	52.0-53.0	1.79	548.33	0.31	95.45
6.0-7.0	7.30	27.66	1.27	4.81	53.0-54.0	1.67	550.00	0.29	95.74
7.0-8.0	8.39	36.05	1.46	6.28	54.0-55.0	1.56	551.56	0.27	96.01
8.0-9.0	9.48	45.53	1.65	7.93	55.0-56.0	1.46	553.02	0.25	96.27
9.0-10.0	10.56	56.09	1.84	9.76	56.0-57.0	1.37	554.39	0.24	96.51
10.0-11.0	11.62	67.71	2.02	11.79	57.0-58.0	1.29	555.68	0.22	96.73
11.0-12.0	12.67	80.38	2.21	13.99	58.0-59.0	1.21	556.89	0.21	96.94
12.0-13.0	13.71	94.09	2.39	16.38	59.0-60.0	1.15	558.04	0.20	97.14
13.0-14.0	14.73	108.82	2.56	18.94	60.0-61.0	1.08	559.12	0.19	97.33
14.0-15.0	15.71	124.52	2.73	21.68	61.0-62.0	1.03	560.15	0.18	97.51
15.0-16.0	16.63	141.16	2.90	24.57	62.0-63.0	0.97	561.12	0.17	97.68
16.0-17.0	17.48	158.64	3.04	27.62	63.0-64.0	0.92	562.05	0.16	97.84
17.0-18.0	18.24	176.88	3.17	30.79	64.0-65.0	0.88	562.93	0.15	97.99
18.0-19.0	18.88	195.76	3.29	34.08	65.0-66.0	0.83	563.76	0.15	98.14
19.0-20.0	19.37	215.13	3.37	37.45	66.0-67.0	0.79	564.55	0.14	98.27
20.0-21.0	19.71	234.84	3.43	40.88	67.0-68.0	0.75	565.30	0.13	98.41
21.0-22.0	19.90	254.74	3.46	44.34	68.0-69.0	0.71	566.01	0.12	98.53
22.0-23.0	19.95	274.69	3.47	47.82	69.0-70.0	0.67	566.67	0.12	98.64
23.0-24.0	19.84	294.53	3.45	51.27	70.0-71.0	0.62	567.29	0.11	98.75
24.0-25.0	19.59	314.12	3.41	54.68	71.0-72.0	0.58	567.87	0.10	98.85
25.0-26.0	19.22	333.34	3.35	58.03	72.0-73.0	0.54	568.41	0.09	98.95
26.0-27.0	18.71	352.05	3.26	61.28	73.0-74.0	0.49	568.90	0.09	99.03
27.0-28.0	18.09	370.14	3.15	64.43	74.0-75.0	0.45	569.35	0.08	99.11
28.0-29.0	17.34	387.47	3.02	67.45	75.0-76.0	0.41	569.76	0.07	99.18
29.0-30.0	16.43	403.91	2.86	70.31	76.0-77.0	0.37	570.13	0.06	99.25
30.0-31.0	15.38	419.29	2.68	72.99	77.0-78.0	0.33	570.46	0.06	99.30
31.0-32.0	14.24	433.53	2.48	75.47	78.0-79.0	0.29	570.76	0.05	99.36
32.0-33.0	13.02	446.55	2.27	77.73	79.0-80.0	0.26	571.01	0.04	99.40
33.0-34.0	11.78	458.33	2.05	79.78	80.0-81.0	0.22	571.23	0.04	99.44
34.0-35.0	10.59	468.92	1.84	81.63	81.0-82.0	0.18	571.41	0.03	99.47
35.0-36.0	9.46	478.37	1.65	83.27	82.0-83.0	0.15	571.56	0.03	99.50
36.0-37.0	8.43	486.80	1.47	84.74	83.0-84.0	0.12	571.68	0.02	99.52
37.0-38.0	7.51	494.31	1.31	86.05	84.0-85.0	0.09	571.77	0.02	99.53
38.0-39.0	6.71	501.01	1.17	87.21	85.0-86.0	0.07	571.85	0.01	99.54
39.0-40.0	6.00	507.01	1.04	88.26	86.0-87.0	0.06	571.90	0.01	99.56
40.0-41.0	5.37	512.38	0.94	89.19	87.0-88.0	0.05	571.95	0.01	99.56
41.0-42.0	4.83	517.21	0.84	90.03	88.0-89.0	0.04	571.99	0.01	99.57
42.0-43.0	4.34	521.55	0.76	90.79	89.0-90.0	0.03	572.02	0.01	99.58
43.0-44.0	3.92	525.47	0.68	91.47	90.0-91.0	0.03	572.05	0.00	99.58
44.0-45.0	3.54	529.01	0.62	92.09	91.0-92.0	0.02	572.07	0.00	99.58
45.0-46.0	3.21	532.22	0.56	92.65	92.0-93.0	0.02	572.09	0.00	99.59
46.0-47.0	2.93	535.14	0.51	93.16	93.0-94.0	0.02	572.11	0.00	99.59

IES Indoor Report

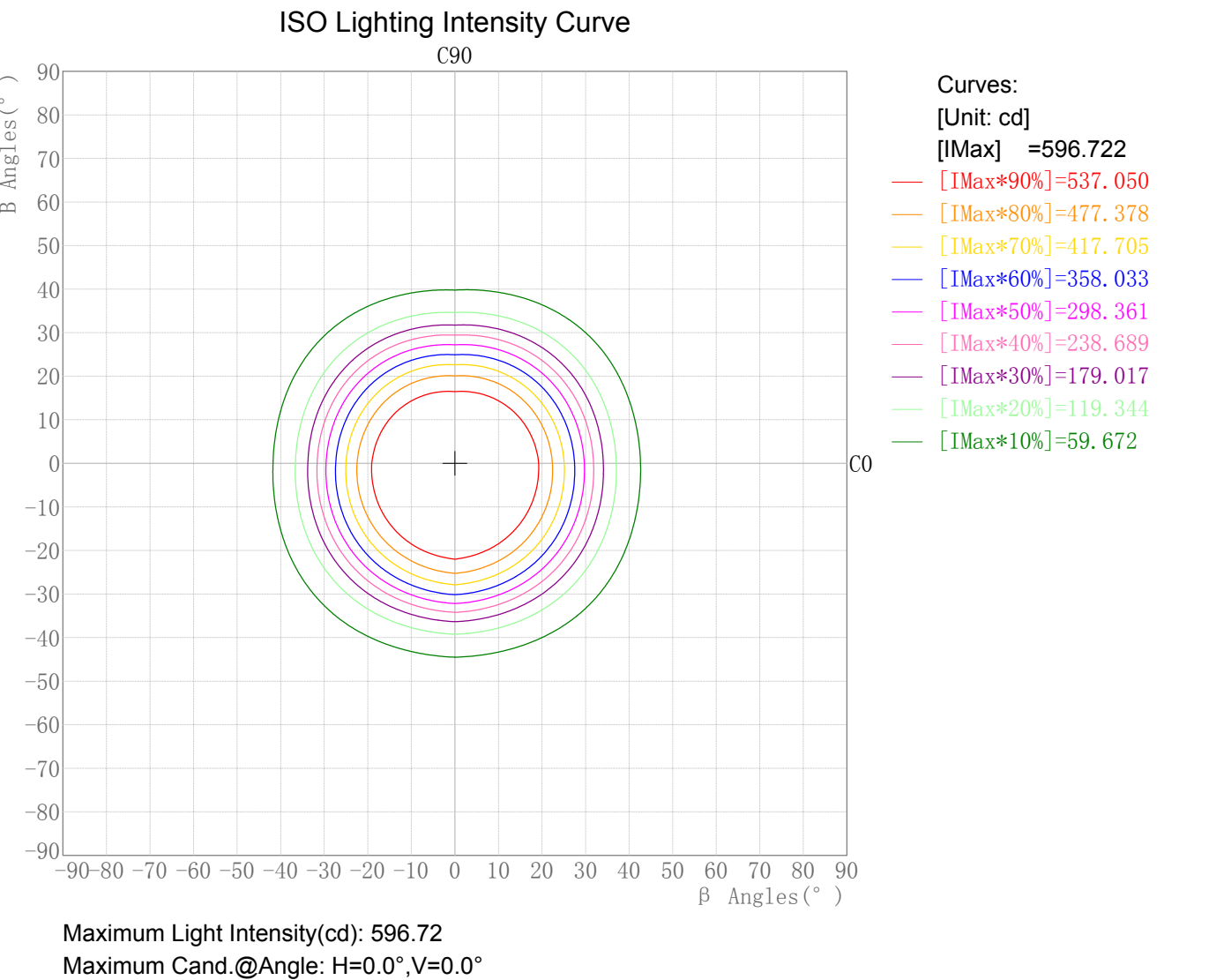
Photometric Filename:SD09-09-DW-01 RA95 2000K-3000K 60D.IES

Zonal Flux Tabulation - (Cont.)

Zone(γ)	Zone Flux (lm)	Sums Flux (lm)	Zone%Lamp	Sums%Lamp	Zone(γ)	Zone Flux (lm)	Sums Flux (lm)	Zone%Lamp	Sums%Lamp
94.0-95.0	0.01	572.12	0.00	99.59	141.0-142.0	0.05	572.46	0.01	99.65
95.0-96.0	0.01	572.13	0.00	99.59	142.0-143.0	0.05	572.51	0.01	99.66
96.0-97.0	0.01	572.13	0.00	99.59	143.0-144.0	0.06	572.57	0.01	99.67
97.0-98.0	0.00	572.14	0.00	99.60	144.0-145.0	0.06	572.62	0.01	99.68
98.0-99.0	0.00	572.14	0.00	99.60	145.0-146.0	0.06	572.69	0.01	99.69
99.0-100.0	0.00	572.14	0.00	99.60	146.0-147.0	0.06	572.75	0.01	99.70
100.0-101.0	0.00	572.14	0.00	99.60	147.0-148.0	0.07	572.82	0.01	99.71
101.0-102.0	0.00	572.14	0.00	99.60	148.0-149.0	0.07	572.88	0.01	99.73
102.0-103.0	0.00	572.14	0.00	99.60	149.0-150.0	0.07	572.95	0.01	99.74
103.0-104.0	0.00	572.14	0.00	99.60	150.0-151.0	0.07	573.02	0.01	99.75
104.0-105.0	0.00	572.14	0.00	99.60	151.0-152.0	0.07	573.09	0.01	99.76
105.0-106.0	0.00	572.14	0.00	99.60	152.0-153.0	0.07	573.17	0.01	99.77
106.0-107.0	0.00	572.14	0.00	99.60	153.0-154.0	0.07	573.24	0.01	99.79
107.0-108.0	0.00	572.14	0.00	99.60	154.0-155.0	0.07	573.31	0.01	99.80
108.0-109.0	0.00	572.14	0.00	99.60	155.0-156.0	0.07	573.38	0.01	99.81
109.0-110.0	0.00	572.14	0.00	99.60	156.0-157.0	0.07	573.46	0.01	99.83
110.0-111.0	0.00	572.14	0.00	99.60	157.0-158.0	0.07	573.53	0.01	99.84
111.0-112.0	0.00	572.14	0.00	99.60	158.0-159.0	0.07	573.60	0.01	99.85
112.0-113.0	0.00	572.14	0.00	99.60	159.0-160.0	0.07	573.66	0.01	99.86
113.0-114.0	0.00	572.14	0.00	99.60	160.0-161.0	0.07	573.73	0.01	99.87
114.0-115.0	0.00	572.14	0.00	99.60	161.0-162.0	0.07	573.80	0.01	99.88
115.0-116.0	0.00	572.14	0.00	99.60	162.0-163.0	0.06	573.86	0.01	99.90
116.0-117.0	0.00	572.14	0.00	99.60	163.0-164.0	0.06	573.92	0.01	99.91
117.0-118.0	0.00	572.14	0.00	99.60	164.0-165.0	0.06	573.98	0.01	99.92
118.0-119.0	0.00	572.14	0.00	99.60	165.0-166.0	0.06	574.04	0.01	99.93
119.0-120.0	0.00	572.14	0.00	99.60	166.0-167.0	0.05	574.09	0.01	99.94
120.0-121.0	0.00	572.14	0.00	99.60	167.0-168.0	0.05	574.14	0.01	99.94
121.0-122.0	0.00	572.14	0.00	99.60	168.0-169.0	0.05	574.19	0.01	99.95
122.0-123.0	0.00	572.14	0.00	99.60	169.0-170.0	0.04	574.24	0.01	99.96
123.0-124.0	0.00	572.14	0.00	99.60	170.0-171.0	0.04	574.28	0.01	99.97
124.0-125.0	0.00	572.14	0.00	99.60	171.0-172.0	0.04	574.31	0.01	99.97
125.0-126.0	0.00	572.14	0.00	99.60	172.0-173.0	0.03	574.35	0.01	99.98
126.0-127.0	0.00	572.14	0.00	99.60	173.0-174.0	0.03	574.38	0.01	99.99
127.0-128.0	0.00	572.14	0.00	99.60	174.0-175.0	0.03	574.40	0.00	99.99
128.0-129.0	0.00	572.14	0.00	99.60	175.0-176.0	0.02	574.42	0.00	99.99
129.0-130.0	0.00	572.14	0.00	99.60	176.0-177.0	0.02	574.44	0.00	100.00
130.0-131.0	0.00	572.14	0.00	99.60	177.0-178.0	0.01	574.45	0.00	100.00
131.0-132.0	0.01	572.15	0.00	99.60	178.0-179.0	0.01	574.46	0.00	100.00
132.0-133.0	0.01	572.16	0.00	99.60	179.0-180.0	0.00	574.46	0.00	100.00
133.0-134.0	0.02	572.18	0.00	99.60					
134.0-135.0	0.02	572.20	0.00	99.61					
135.0-136.0	0.02	572.22	0.00	99.61					
136.0-137.0	0.03	572.25	0.01	99.62					
137.0-138.0	0.03	572.28	0.01	99.62					
138.0-139.0	0.04	572.32	0.01	99.63					
139.0-140.0	0.04	572.36	0.01	99.63					
140.0-141.0	0.05	572.41	0.01	99.64					

Rectangle ISO Lighting Intensity Diagram

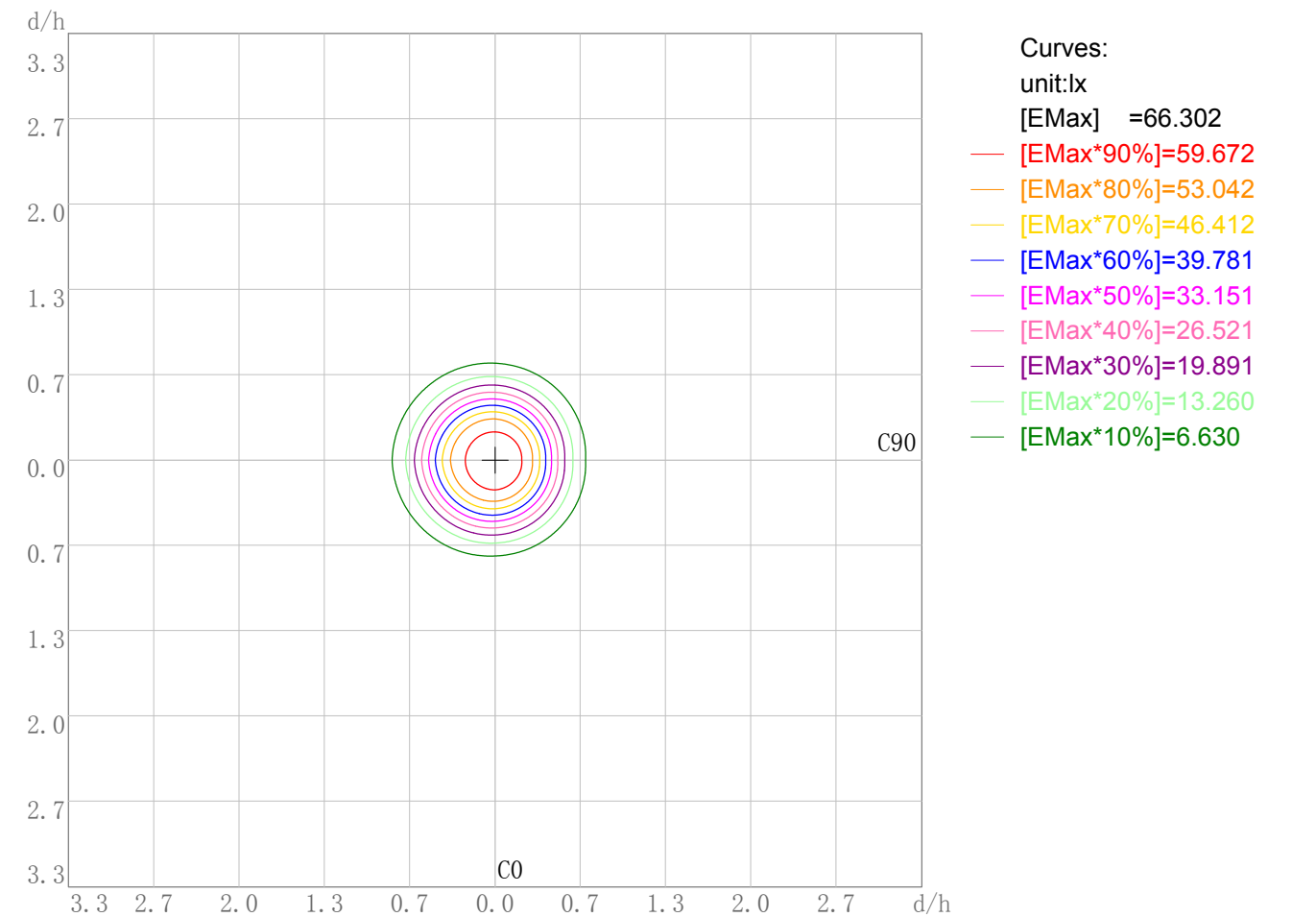
Lum. Name: SD09-09-DW-01 RA95 2000K-3000K 60D	Lum. Catalog:	Test ID: 01
Lamp Name:	Lamp Catalog: LED	Test Lab: Quality Department
Manufacture: Shenzhen Norming Lighting Co., Ltd	Test Machine:GON-2000	Test Date: 2021/11/08



Plane ISO-Illuminance Diagram

Lum. Name: SD09-09-DW-01 RA95 2000K-3000K 60D	Lum. Catalog:	Test ID: 01
Lamp Name:	Lamp Catalog: LED	Test Lab: Quality Department
Manufacture: Shenzhen Norming Lighting Co., Ltd	Test Machine:GON-2000	Test Date: 2021/11/08

Plane ISO-Illuminance Curve



Working Plane Luminaire Mounting Height(m): 3.00

Working Plane Maximum Illuminance(lx): 66.30

Working Plane Maximum Illuminance Position(d/h):H0.0 V0.0

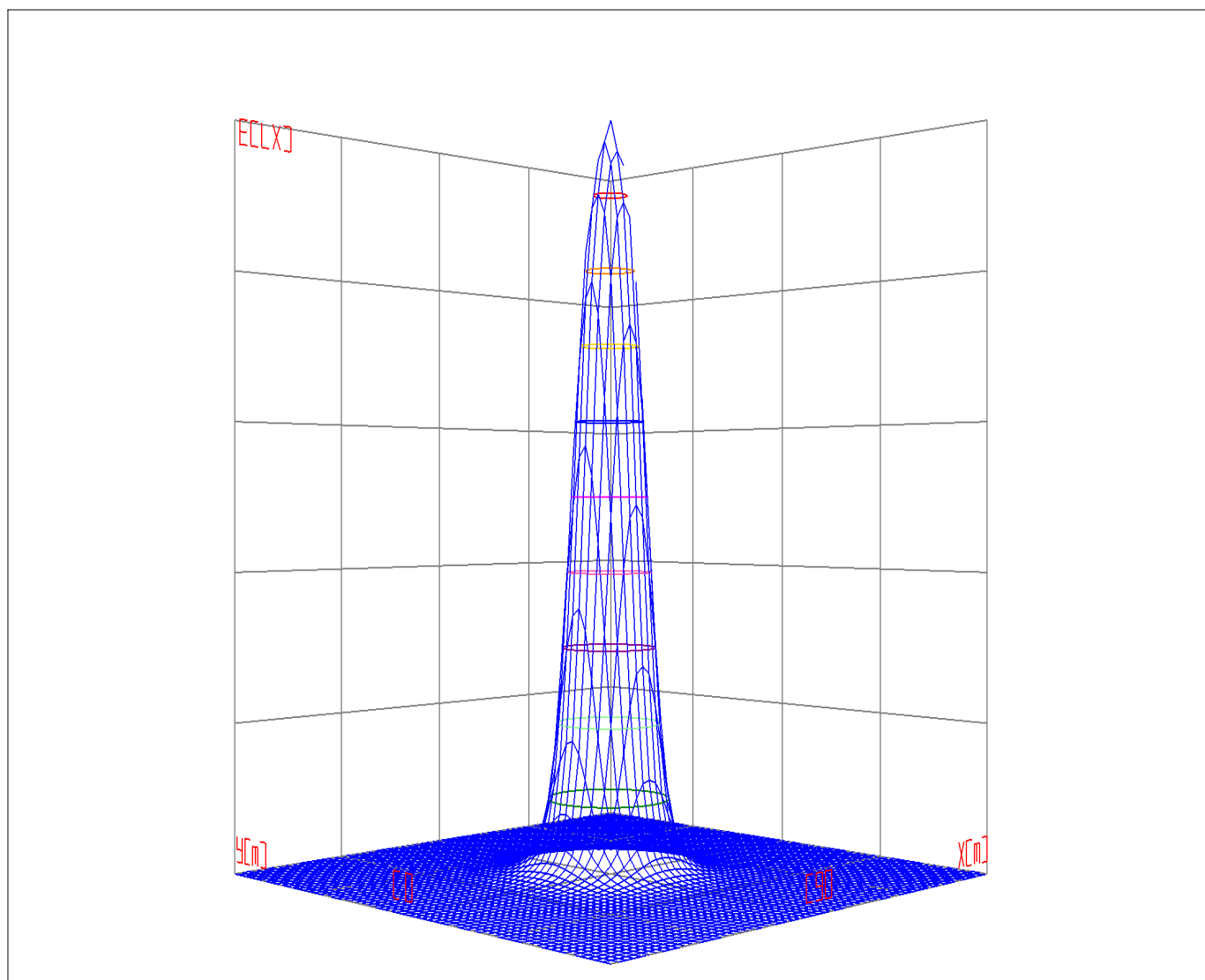
IES Indoor Report

Photometric Filename:SD09-09-DW-01 RA95 2000K-3000K 60D.IES

3D Plane ISO Illuminance Diagram

Lum. Name: SD09-09-DW-01 RA95 2000K-3000K 60D	Lum. Catalog:	Test ID: 01
Lamp Name:	Lamp Catalog: LED	Test Lab: Quality Department
Manufacture: Shenzhen Norming Lighting Co., Ltd	Test Machine:GON-2000	Test Date: 2021/11/08

3D Plane Illuminance Modal

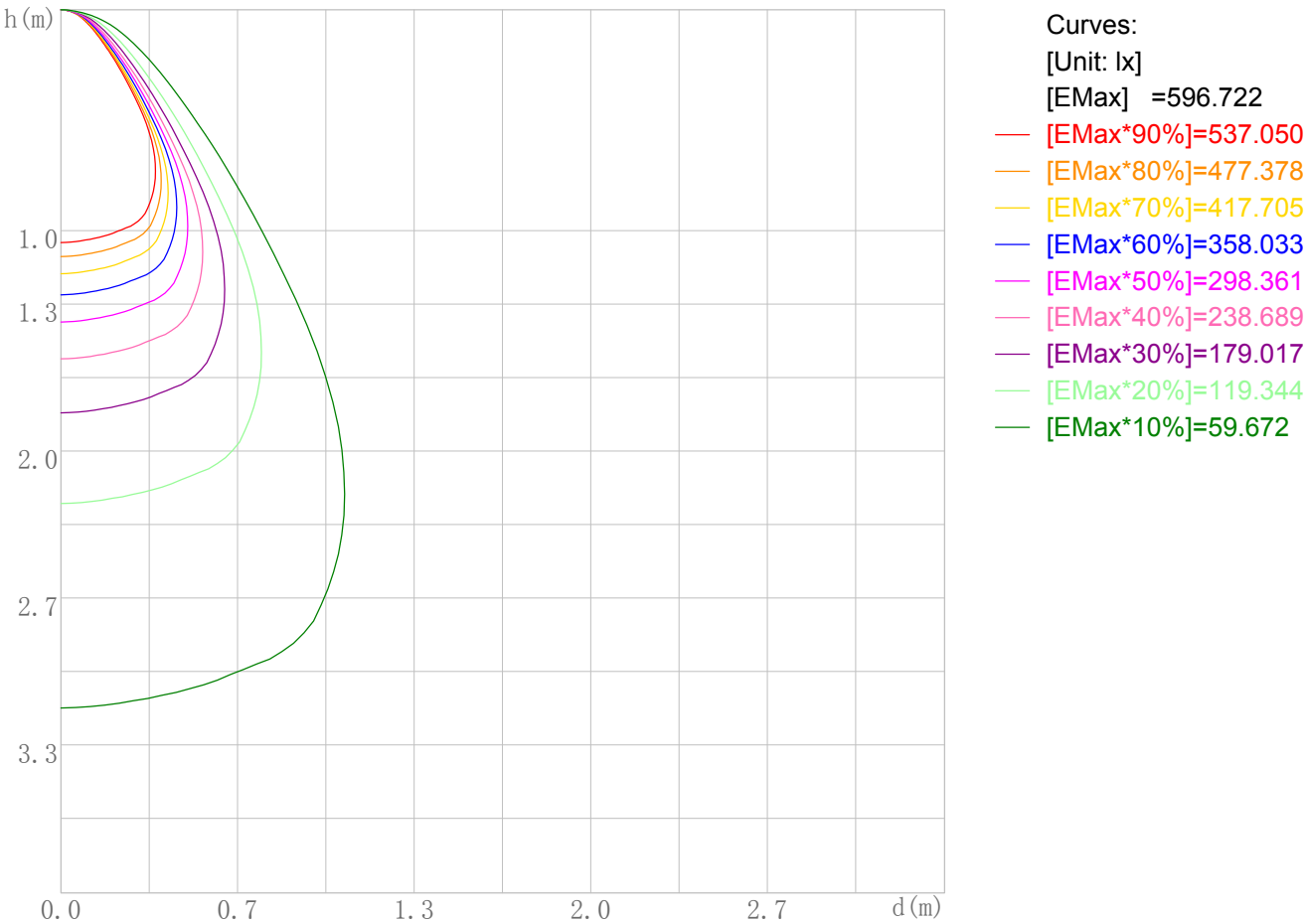


Curves: 3D Model — 90% — 80% — 70% — 60% — 50% — 40% — 30% — 20% — 10% —
View Angles(deg): 0 Height(m): 3.0 Distance(m): 10.0

Space ISO Illuminance Diagram

Lum. Name: SD09-09-DW-01 RA95 2000K-3000K 60D	Lum. Catalog:	Test ID: 01
Lamp Name:	Lamp Catalog: LED	Test Lab: Quality Department
Manufacture: Shenzhen Norming Lighting Co., Ltd	Test Machine:GON-2000	Test Date: 2021/11/08

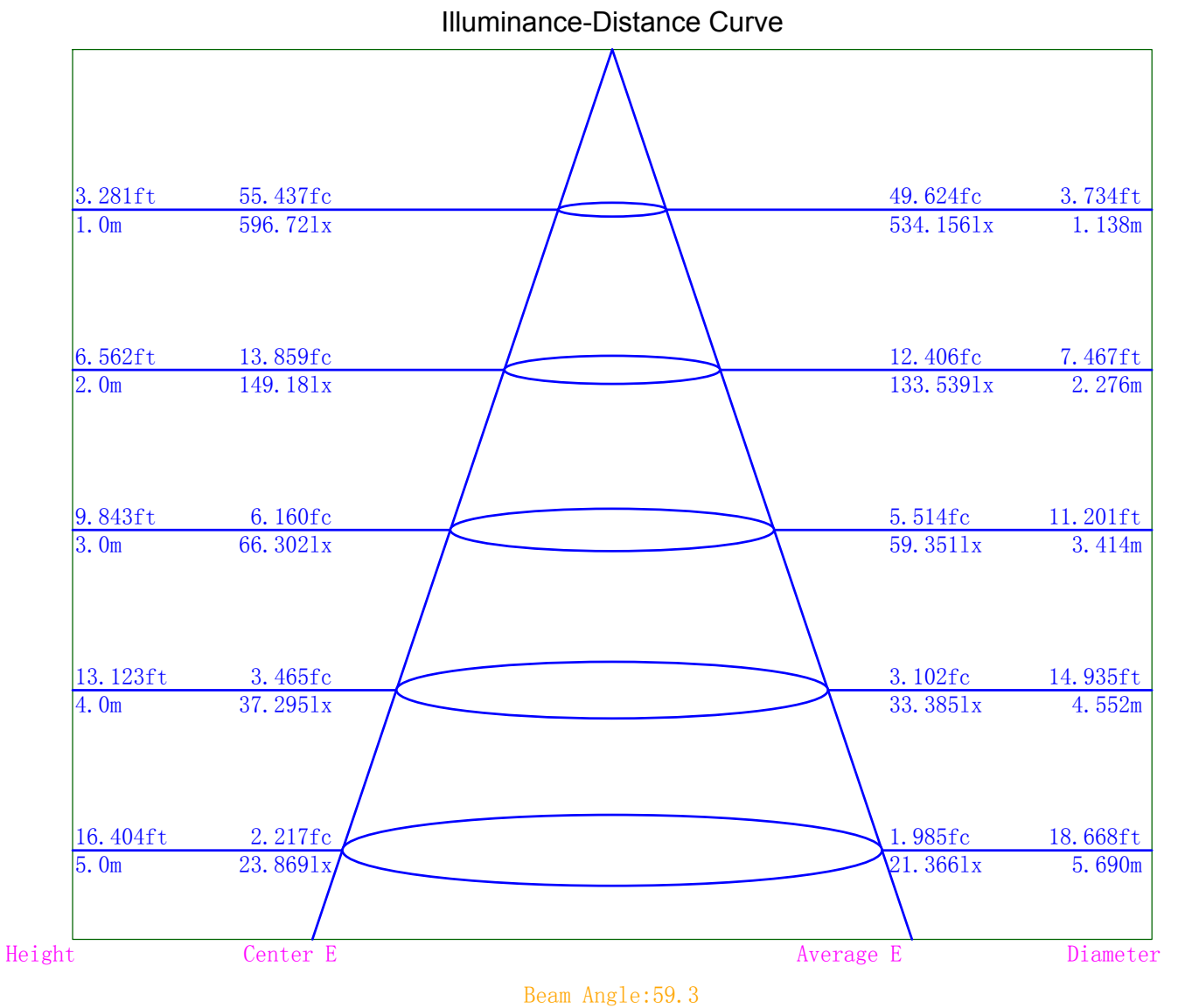
Space ISO Illuminance Curve



Space Plane Maximum Illuminance and @Angle:596.72lx,0.0deg
Plane Maximum Lighting Intensity and @Angle:596.722cd,0deg

Illuminance-Distance Diagram

Lum. Name: SD09-09-DW-01 RA95 2000K-3000K 60D	Lum. Catelog:	Test ID: 01
Lamp Name:	Lamp Catelog: LED	Test Lab: Quality Deparment
Manufacture: Shenzhen Norming Lighting Co., Ltd	Test Machine:GON-2000	Test Date: 2021/11/08



Indoor Luminance Limiting Curves

Lum. Name: SD09-09-DW-01 RA95 2000K-3000K 60D	Lum. Catalog:	Test ID: 01
Lamp Name:	Lamp Catalog: LED	Test Lab: Quality Department
Manufacture: Shenzhen Norming Lighting Co., Ltd	Test Machine:GON-2000	Test Date: 2021/11/08

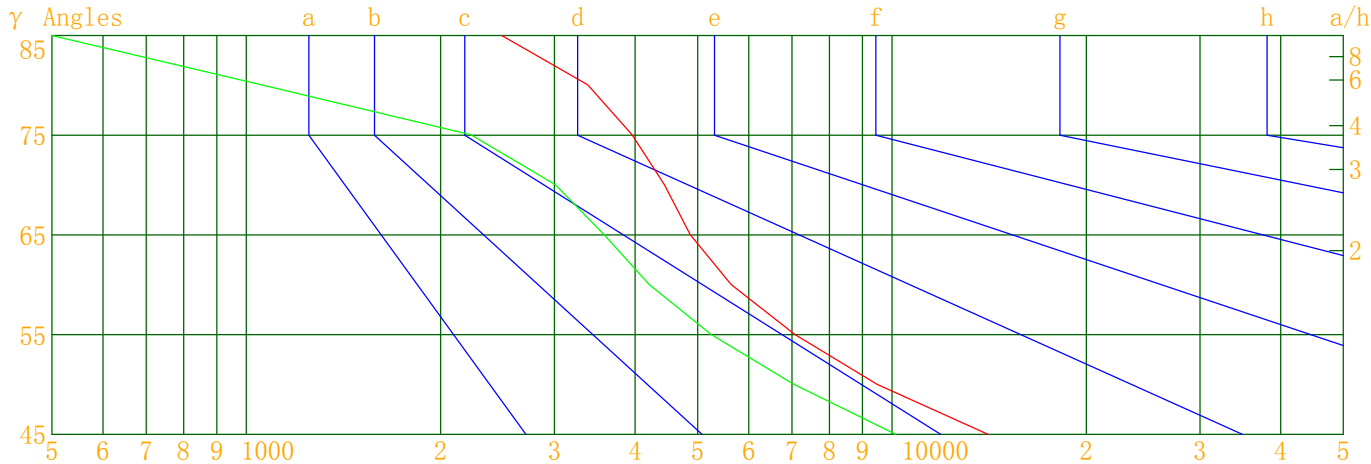
Glare Grade Table

GI	Quality	Using Illuminance							
1.15	A	2000	1000	500	<=300				
1.5	B		2000	1000	500	<=300			
1.85	C			2000	1000	500	<=300		
2.2	D				2000	1000	500	<=300	
2.55	E	a				2000	1000	500	<=300
			b	c	d	e	f	g	h

Luminance Table

Gama(deg)	45	50	55	60	65	70	75	80	85
C0	14090	9487	7073	5636	4869	4443	3959	3379	2486
C90	10138	7054	5246	4207	3581	3011	2227	1055	0

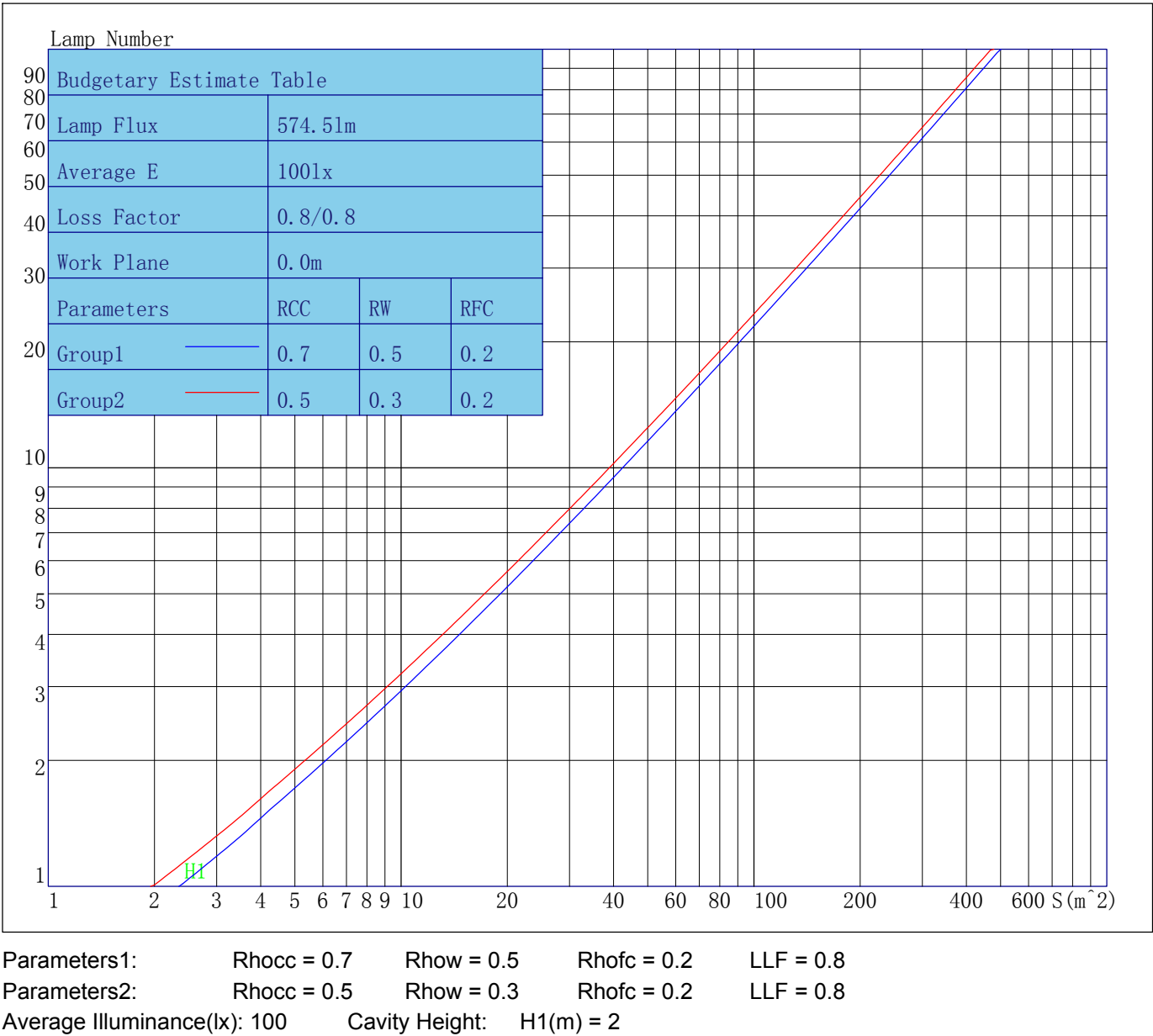
Luminance Limiting Curve



Luminous Size: Length(m)=-0.076 Width(m)=-0.076 Height(m)=0.000 Area(m^2)=0.004536
Luminous Type: Without Luminous Side
Luminous Curves: C0-C180 Color: C90-C270 Color:

Indoor Budgetary Estimate Table

Lum. Name: SD09-09-DW-01 RA95 2000K-3000K 60D	Lum. Catalog:	Test ID: 01
Lamp Name:	Lamp Catalog: LED	Test Lab: Quality Department
Manufacture: Shenzhen Norming Lighting Co., Ltd	Test Machine:GON-2000	Test Date: 2021/11/08



Indoor Coefficient of Utilization Table

Lum. Name: SD09-09-DW-01 RA95 2000K-3000K 60D	Lum. Catelog:	Test ID: 01
Lamp Name:	Lamp Catelog: LED	Test Lab: Quality Deparment
Manufacture: Shenzhen Norming Lighting Co., Ltd	Test Machine:GON-2000	Test Date: 2021/11/08

Coefficients of Utilization - Zonal Cavity Method																		
Coef.	Effective Floor Cavity Reflectance RFC=0.20																	
RhoCC (%)	80				70				50			30			10			0
RhoW (%)	70	50	30	10	70	50	30	10	50	30	10	50	30	10	50	30	10	0
RCR	Coefficient of Utilization(%)																	
0	119	119	119	119	116	116	116	116	111	111	111	106	106	106	102	102	102	100
1	113	110	107	105	111	108	106	103	104	102	100	100	98	97	96	95	94	92
2	107	102	98	94	105	100	96	93	97	94	91	94	91	89	91	89	87	85
3	101	95	90	85	99	93	89	85	91	87	83	88	85	82	86	83	81	79
4	96	88	83	78	94	87	82	78	85	80	77	83	79	76	81	78	75	73
5	91	82	76	72	89	82	76	72	80	75	71	78	74	70	76	73	70	68
6	86	77	71	67	85	76	71	66	75	70	66	73	69	65	72	68	65	64
7	82	73	66	62	81	72	66	62	71	65	62	69	65	61	68	64	61	59
8	78	68	62	58	77	68	62	58	67	61	58	66	61	57	65	60	57	56
9	74	64	58	54	73	64	58	54	63	58	54	62	57	54	61	57	54	52
10	71	61	55	51	70	61	55	51	60	54	51	59	54	51	58	54	51	49

Unified Glare Rating Table

Lum. Name: SD09-09-DW-01 RA95 2000K-3000K 60D	Lum. Catelog:	Test ID: 01
Lamp Name:	Lamp Catelog: LED	Test Lab: Quality Deparment
Manufacture: Shenzhen Norming Lighting Co., Ltd	Test Machine:GON-2000	Test Date: 2021/11/08

Unified Glare Rating Table

Ceiling RCC	0.70	0.70	0.50	0.50	0.30	0.70	0.70	0.50	0.50	0.30
Wall RW	0.50	0.30	0.50	0.30	0.30	0.50	0.30	0.50	0.30	0.30
Floor RFC	0.20	0.20	0.20	0.20	0.20	0.20	0.20	0.20	0.20	0.20
Room Size	Vewed crosswise					Vewed endwise				
X=2H Y=2H	17.7	18.8	18.1	19.1	19.4	15.9	17.0	16.3	17.3	17.6
	17.9	18.8	18.3	19.2	19.5	16.0	17.0	16.4	17.3	17.7
	17.9	18.8	18.4	19.2	19.6	16.1	17.0	16.5	17.3	17.7
	18.0	18.8	18.4	19.2	19.6	16.0	16.8	16.4	17.2	17.6
	18.0	18.7	18.4	19.1	19.6	16.0	16.7	16.4	17.1	17.6
	17.9	18.7	18.4	19.1	19.5	15.9	16.6	16.4	17.0	17.5
X=4H Y=2H	17.6	18.5	18.0	18.8	19.2	15.9	16.8	16.3	17.1	17.5
	17.9	18.6	18.3	19.0	19.5	16.1	16.8	16.5	17.3	17.7
	18.0	18.7	18.5	19.1	19.6	16.2	16.8	16.6	17.3	17.7
	18.1	18.7	18.6	19.2	19.6	16.1	16.7	16.6	17.2	17.7
	18.1	18.7	18.6	19.1	19.6	16.1	16.6	16.6	17.1	17.6
	18.1	18.6	18.6	19.1	19.6	16.0	16.5	16.5	17.0	17.5
X=8H Y=4H	18.0	18.5	18.5	19.0	19.5	16.1	16.7	16.6	17.1	17.6
	18.1	18.6	18.6	19.1	19.6	16.1	16.6	16.6	17.1	17.6
	18.2	18.6	18.7	19.1	19.6	16.1	16.5	16.6	17.0	17.5
	18.2	18.5	18.7	19.0	19.6	16.0	16.4	16.5	16.9	17.5
X=12H Y=4H	17.9	18.4	18.4	18.9	19.4	16.1	16.5	16.6	17.0	17.5
	18.1	18.5	18.6	19.0	19.5	16.1	16.5	16.6	16.9	17.5
	18.2	18.5	18.7	19.0	19.6	16.0	16.4	16.6	16.9	17.5
Variations with the objerver position at spacings										
S=1.0H	0.6/-0.6					1.1/-1.4				
S=1.5H	1.0/-1.2					1.7/-2.2				
S=2.0H	1.3/-1.5					2.0/-3.0				
Reduced UGR Table:										
Nordic Standard Table:	BK0					BK0				
Correction Value	0.8					0.6				

o the CIE Pub.117, data has been corrected, refers to the lamp’s lumens 8.2flm.

Candela Tabulation

V/H	C0.0	C90.0	C180.0	C270.0
γ 0.0	596.72	596.72	596.72	596.72
γ 1.0	596.27	593.69	596.26	596.17
γ 2.0	595.53	592.04	596.33	596.67
γ 3.0	594.29	589.36	593.87	595.22
γ 4.0	593.06	586.64	592.07	594.28
γ 5.0	591.03	584.40	589.95	593.24
γ 6.0	590.34	582.59	589.18	591.61
γ 7.0	588.20	580.93	587.82	591.82
γ 8.0	587.35	579.49	586.88	589.16
γ 9.0	585.43	578.36	585.48	587.47
γ 10.0	583.99	575.89	584.19	585.55
γ 11.0	581.58	573.42	584.16	583.51
γ 12.0	577.79	571.83	582.36	581.52
γ 13.0	575.75	568.28	581.00	581.61
γ 14.0	573.48	563.08	578.54	580.31
γ 15.0	572.55	553.91	575.26	580.05
γ 16.0	567.50	543.17	568.40	579.76
γ 17.0	561.74	529.88	561.16	578.16
γ 18.0	552.27	516.03	550.57	575.00
γ 19.0	540.98	498.52	538.27	569.02
γ 20.0	522.83	478.98	522.88	562.08
γ 21.0	504.54	457.43	506.64	550.90
γ 22.0	485.06	433.42	487.15	536.92
γ 23.0	464.96	408.23	466.05	520.58
γ 24.0	442.95	381.95	442.25	502.70
γ 25.0	420.09	356.06	417.95	482.86
γ 26.0	395.42	330.29	392.48	461.52
γ 27.0	369.98	303.87	367.42	438.20
γ 28.0	344.41	277.34	341.80	414.49
γ 29.0	318.07	250.37	314.86	389.20
γ 30.0	290.09	222.94	286.24	362.50
γ 31.0	261.28	197.20	257.07	333.69
γ 32.0	234.33	172.14	228.14	303.90
γ 33.0	206.72	149.77	198.80	274.20
γ 34.0	180.75	130.03	172.77	244.59
γ 35.0	157.21	112.92	149.73	215.33
γ 36.0	137.26	98.21	130.00	187.46
γ 37.0	119.86	85.48	112.47	162.59
γ 38.0	105.35	74.86	97.93	141.16
γ 39.0	92.55	65.68	85.32	122.98
γ 40.0	81.49	57.94	74.65	107.06
γ 41.0	72.02	51.21	65.51	93.67
γ 42.0	64.04	45.32	57.72	81.97
γ 43.0	56.95	40.13	50.86	72.11
γ 44.0	50.72	35.93	44.90	63.43
γ 45.0	45.20	32.52	39.69	55.94
γ 46.0	40.69	29.58	35.32	49.50

Candela Tabulation - (Cont.)

V/H	C0.0	C90.0	C180.0	C270.0
γ 47.0	36.74	26.93	31.50	44.04
γ 48.0	33.31	24.58	28.20	39.29
γ 49.0	30.29	22.44	25.43	35.25
γ 50.0	27.67	20.57	22.97	31.75
γ 51.0	25.37	18.83	20.92	28.76
γ 52.0	23.28	17.32	19.09	26.13
γ 53.0	21.50	15.94	17.59	23.89
γ 54.0	19.85	14.73	16.17	21.89
γ 55.0	18.41	13.65	14.96	20.14
γ 56.0	17.04	12.65	13.85	18.64
γ 57.0	15.85	11.76	12.91	17.29
γ 58.0	14.72	10.96	12.01	16.06
γ 59.0	13.68	10.23	11.26	15.00
γ 60.0	12.78	9.54	10.56	14.03
γ 61.0	11.97	8.92	9.93	13.15
γ 62.0	11.23	8.32	9.33	12.39
γ 63.0	10.55	7.78	8.77	11.70
γ 64.0	9.92	7.30	8.27	11.06
γ 65.0	9.33	6.86	7.77	10.48
γ 66.0	8.78	6.38	7.30	9.91
γ 67.0	8.28	5.95	6.85	9.37
γ 68.0	7.81	5.55	6.40	8.86
γ 69.0	7.36	5.12	5.98	8.35
γ 70.0	6.89	4.67	5.56	7.87
γ 71.0	6.42	4.24	5.10	7.38
γ 72.0	5.99	3.83	4.63	6.94
γ 73.0	5.53	3.42	4.21	6.48
γ 74.0	5.11	3.02	3.82	5.96
γ 75.0	4.65	2.62	3.47	5.50
γ 76.0	4.22	2.22	3.13	5.06
γ 77.0	3.82	1.89	2.78	4.64
γ 78.0	3.40	1.60	2.46	4.24
γ 79.0	2.98	1.27	2.14	3.86
γ 80.0	2.66	0.83	1.80	3.47
γ 81.0	2.34	0.58	1.37	3.11
γ 82.0	1.83	0.39	1.02	2.75
γ 83.0	1.45	0.19	0.81	2.37
γ 84.0	1.21	0.05	0.59	1.92
γ 85.0	0.98	0.00	0.40	1.63
γ 86.0	0.79	0.00	0.24	1.37
γ 87.0	0.68	0.00	0.13	1.11
γ 88.0	0.58	0.00	0.04	0.92
γ 89.0	0.50	0.00	0.00	0.78
γ 90.0	0.41	0.00	0.00	0.67
γ 91.0	0.35	0.00	0.00	0.56
γ 92.0	0.28	0.00	0.00	0.47
γ 93.0	0.22	0.00	0.00	0.40

Candela Tabulation - (Cont.)

V/H	C0.0	C90.0	C180.0	C270.0
γ 94.0	0.16	0.00	0.00	0.33
γ 95.0	0.10	0.00	0.00	0.27
γ 96.0	0.05	0.00	0.00	0.21
γ 97.0	0.00	0.00	0.00	0.16
γ 98.0	0.00	0.00	0.00	0.10
γ 99.0	0.00	0.00	0.00	0.05
γ 100.0	0.00	0.00	0.00	0.00
γ 101.0	0.00	0.00	0.00	0.00
γ 102.0	0.00	0.00	0.00	0.00
γ 103.0	0.00	0.00	0.00	0.00
γ 104.0	0.00	0.00	0.00	0.00
γ 105.0	0.00	0.00	0.00	0.00
γ 106.0	0.00	0.00	0.00	0.00
γ 107.0	0.00	0.00	0.00	0.00
γ 108.0	0.00	0.00	0.00	0.00
γ 109.0	0.00	0.00	0.00	0.00
γ 110.0	0.00	0.00	0.00	0.00
γ 111.0	0.00	0.00	0.00	0.00
γ 112.0	0.00	0.00	0.00	0.00
γ 113.0	0.00	0.00	0.00	0.00
γ 114.0	0.00	0.00	0.00	0.00
γ 115.0	0.00	0.00	0.00	0.00
γ 116.0	0.00	0.00	0.00	0.00
γ 117.0	0.00	0.00	0.00	0.00
γ 118.0	0.00	0.00	0.00	0.00
γ 119.0	0.00	0.00	0.00	0.00
γ 120.0	0.00	0.00	0.00	0.00
γ 121.0	0.00	0.00	0.00	0.00
γ 122.0	0.00	0.00	0.00	0.00
γ 123.0	0.00	0.00	0.00	0.00
γ 124.0	0.00	0.00	0.00	0.00
γ 125.0	0.00	0.00	0.00	0.00
γ 126.0	0.00	0.00	0.00	0.00
γ 127.0	0.00	0.00	0.00	0.00
γ 128.0	0.00	0.00	0.00	0.00
γ 129.0	0.00	0.00	0.00	0.00
γ 130.0	0.00	0.00	0.02	0.02
γ 131.0	0.05	0.00	0.08	0.07
γ 132.0	0.11	0.05	0.14	0.12
γ 133.0	0.17	0.12	0.21	0.18
γ 134.0	0.24	0.17	0.26	0.23
γ 135.0	0.30	0.25	0.34	0.28
γ 136.0	0.35	0.32	0.40	0.34
γ 137.0	0.41	0.38	0.47	0.41
γ 138.0	0.48	0.46	0.54	0.47
γ 139.0	0.55	0.52	0.61	0.54
γ 140.0	0.62	0.58	0.68	0.59

Candela Tabulation - (Cont.)

V/H	C0.0	C90.0	C180.0	C270.0
γ 141.0	0.68	0.67	0.75	0.66
γ 142.0	0.74	0.73	0.81	0.72
γ 143.0	0.82	0.80	0.88	0.79
γ 144.0	0.88	0.88	0.96	0.85
γ 145.0	0.94	0.94	1.02	0.92
γ 146.0	1.00	1.01	1.10	0.98
γ 147.0	1.08	1.08	1.15	1.04
γ 148.0	1.15	1.14	1.23	1.11
γ 149.0	1.21	1.19	1.29	1.18
γ 150.0	1.27	1.26	1.35	1.24
γ 151.0	1.32	1.32	1.41	1.30
γ 152.0	1.38	1.37	1.48	1.36
γ 153.0	1.44	1.42	1.52	1.42
γ 154.0	1.50	1.48	1.57	1.47
γ 155.0	1.54	1.52	1.64	1.53
γ 156.0	1.61	1.57	1.69	1.58
γ 157.0	1.65	1.62	1.73	1.64
γ 158.0	1.71	1.67	1.79	1.69
γ 159.0	1.75	1.72	1.82	1.74
γ 160.0	1.80	1.77	1.87	1.79
γ 161.0	1.85	1.82	1.93	1.84
γ 162.0	1.90	1.87	1.97	1.88
γ 163.0	1.94	1.91	2.01	1.94
γ 164.0	1.99	1.97	2.07	1.98
γ 165.0	2.04	2.02	2.11	2.04
γ 166.0	2.08	2.06	2.15	2.08
γ 167.0	2.13	2.10	2.18	2.13
γ 168.0	2.17	2.13	2.22	2.17
γ 169.0	2.22	2.18	2.26	2.21
γ 170.0	2.26	2.21	2.30	2.25
γ 171.0	2.30	2.25	2.33	2.29
γ 172.0	2.32	2.28	2.35	2.32
γ 173.0	2.36	2.31	2.38	2.36
γ 174.0	2.37	2.34	2.39	2.39
γ 175.0	2.41	2.36	2.41	2.41
γ 176.0	2.42	2.38	2.44	2.44
γ 177.0	2.44	2.38	2.45	2.46
γ 178.0	2.45	2.40	2.46	2.47
γ 179.0	2.46	2.41	2.47	2.49
γ 180.0	2.46	2.46	2.46	2.46